



INTRODUCTION FLYER

Power PCB Relay RTX

The RTX is designed to meet the requirements of IEC 60669-1, a standard characterized by high inrush currents and make/break capacities up to 16A/250VAC. Requirements for this switching capability may be found in lighting controls, home automation and security systems, energy management and similar applications.

The inrush capability is achieved using an innovative dual contact system that incorporates a TE flip-flop spring and a tungsten pre-make contact set to switch inrush currents up to 320A (peak). The RTX has a newly designed bistable magnetic system. Either the one- or two-coil model provides a high level of energy efficiency. The relay's actuator design has contact opening features built-in to help open possible microwelds for an extended relay life.

With only 29.1x12.7x16mm, the RTX is approximately half the size of conventional solutions, offering a space-saving advantage. It is VDE approved and UL recognized and RoHS compliant.



www.te.com • relays.te.com
<http://www.te.com/en/product-launch/rtx-relay.html>

 **TE** RELAY
connectivity PRODUCTS

Power PCB Relay RTX



KEY FEATURES

- 320A peak inrush
- 16A/250VAC make and break capacity acc. to IEC 60669-1
- 1 pole 16A, 1 form A (NO) contact
- Innovative dual contact system with TE flip-flop spring
- Newly designed bistable magnetic one or two coil system provides a high level of energy efficiency
- Tungsten pre-make and silver tin oxide carry/break contact
- Dimensions 29.1x12.7x16mm
- Bistable DC coil system
- Typical 5mm footprint
- Reinforced insulation
- RoHS compliant, cadmium free
- VDE approved, UL recognized

MORE INFORMATION

Tyco Electronics AMP GmbH
 a TE Connectivity Ltd. company
 TE Relay Products
 AMPèrestr. 12-14
 64625 Bensheim / Germany
 Phone: +49-(0)6251-133-0
 Fax: +49-(0)6251-133-1600

www.te.com • relays.te.com
<http://www.te.com/en/product-launch/rbx-relay.html>

Data Sheet Link

SCHRACK, TE Connectivity (logo) and TE Connectivity are trademarks of the TE Connectivity group of companies and its licensors.

Other logos, product or company names mentioned herein may be trademarks of their respective owners.

Tyco Electronics AMP GmbH certified acc. ISO 14001 and ISO/TS 16949:2002

© 2012 Tyco Electronics AMP GmbH
 1308001-1 EVE 1 Issued 06-2012

APPLICATIONS

- Lighting control systems
- Movement sensors (e.g. passive infrared sensors)
- Home automation applications (bus systems, remote switching)
- Electronic switches for fixed installations

CONTACT DATA

- Contact arrangement: 1 form A (NO) contact
- Rated voltage: 250VAC
- Rated current: 16A
- Limiting making current incandescent lamps max. 20ms: 200A peak, fluorescent lamps, max 1.2ms: 320A peak
- Contact style and material: W pre-make contact and AgSnO₂
- Mechanical endurance: >10⁵ operations

COIL DATA

- Magnetic system: DC, polarized, bistable
- Rated coil voltage / power: 3 to 48VDC / 650mW with 1 coil, 950mW with 2 coils

INSULATION DATA

- Initial dielectric strength
 - between open contacts: 1250Vrms, after test with 250VAC: 500Vrms.
 - between contact and coil: 5000Vrms
- Clearance creepage between contact and coil: ≥6/6mm
- Distance through solid insulation: <2mm

OTHER DATA

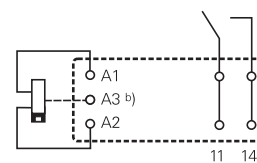
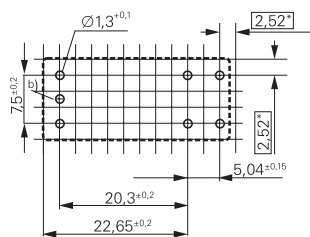
- Ambient temperature: -40 to +70°C
- Category of environmental protection IEC 61810: RTII - flux proof
- Mounting and terminal type: PCB, THT

LAYOUT AND DIMENSIONS

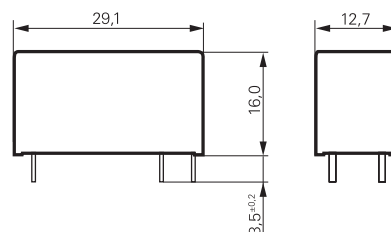
PCB layout / terminal assignment

Bottom view on solder pins

16A, pinning 5mm, 1 form A (NO) contact



- a) Indicated contact position during or after coil energization with reset voltage.
 b) or 2 coil version only



While TE has made every reasonable effort to ensure the accuracy of the information in this product flyer, TE does not guarantee that it is error-free, nor does TE make any other representation, warranty or guarantee that the information is accurate, correct, reliable or current. TE reserves the right to make any adjustments to the information contained herein at any time without notice. TE expressly disclaims all implied warranties regarding the information contained herein, including, but not limited to, any implied warranties of merchantability or fitness for a particular purpose. The dimensions in this product flyer are for reference purposes only and are subject to change without notice. Specifications are subject to change without notice. Consult TE for the latest dimensions and design specifications.